


Tracer Study Report

(Graduates of 2023)



Submitted to:

University Grants Commission

Sanothimi, Bhaktapur

Submitted by:

Mahakavi Devkota Campus

Sunwal, Nawalparasi

May 7, 2023



ACKNOWLEDGEMENT

Mahakavi Devkota Campus could not have undertaken this tracer study without the continuing support of University Grants Commission Nepal. We, therefore, would like to express our sincerest gratitude to UGC, Nepal. We would also like to express our gratitude to graduates of 2023 of MDC who provided us all the required information for the completion of this report. Our thanks also go to MDC administration, faculty members for their kind cooperation and valuable suggestions.



EXECUTIVE SUMMARY

This report has been prepared as the Tracer Study Report of the graduates students from Mahakavi Devkota Campus, Sunwal, Nawalparasi of 2023 from the Faculty of Management, Education and Humanities & Social Science. The report has been divided into five chapters. The first chapter is introductory. The second one presents and analyses the data. The third chapter provides the major findings of the report. The fourth chapter provides major implication to institutional reforms, and fifth chapter draws the conclusion and suggests some recommendations. The aim of writing this report was to find out the issues related to the quality and relevance of higher education. The study was also aimed to use the report for the formulation and amendments of its strategic plan as per the needs and expectation of market and the society. In order to get the needed information, both quantitative and qualitative methods were employed for data collection. The notice for tracer study was shared using the social media/facebook. Questionnaire was prepared, and graduates were suggested to respond the questions. Those who weren't in contact were contacted through telephone. Required information was collected, and individual forms were filled through face-to-face interview & telephone conversation. All the selected information was compiled, analyzed and evaluated and the final report was prepared.

Among 87 graduates, 51 have responded. Among them, 26 were from Management faculty[BBS], 4 graduates from BBA, and 21 were from Education faculty. However, no graduates were there from Humanities and Social Science Faculty. 39.2 % out of those 51 graduates are currently employed in the market. 3.92 % of graduates are pursuing higher studies. Concerning the relevance of the academic program offered by the college, all the graduates considered it as relevant to them to meet their professional requirement. Most of the graduates considered that the status of canteen/urinals is weak at Mahakavi Devkota Campus.

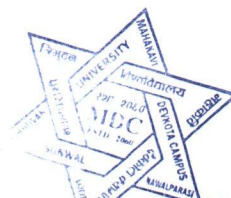


TABLE OF CONTENTS

ACKNOWLEDGEMENT	i
EXECUTIVE SUMMARY.....	iv
TABLE OF CONTENTS.....	v
LIST OF TABLES.....	vi
LIST OF FIGURES.....	vii
ABBREVIATIONS.....	viii
CHAPTER: ONE	1
INTRODUCTION	1
1.1. Background of the Study.....	1
1.2. Objectives of the Study	1
1.3. Institutional Arrangements to conduct Study.....	2
1.4. Graduate Batch Taken for the Study.....	2
1.5. Data collection - Instruments and Approach.....	2
1.6. Scope and Limitations of the Study	3
CHAPTER: TWO	4
DATA PRESENTATION AND ANALYSIS	4
2.1. The Profile of the Graduates	4
2.2. Caste-wise Composition of the Graduates	5
2.3. Employment Status of the Graduates.....	5
2.4. Faculty wise Analysis of Employment Status.....	6
2.4.1. Faculty of Management	6
2.4.2. Faculty of Education.....	7
2.4.3. Faculty of Humanities and Social Sciences	7
2.5. Strengths and Weaknesses of the Institutional Programs	8
CHAPTER: THREE	15
MAJOR FINDINGS	15
CHAPTER: FOUR.....	17
IMPLICATIONS TO INSTITUTIONAL REFORMS	17
CHAPTER: FIVE	17
CONCLUSION AND RECOMMENDATION.....	18
5.1 Conclusion	18
5.2 Recommendations.....	19



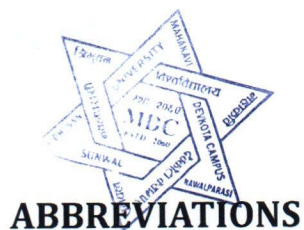
LIST OF TABLES

Table No.	Topic	Page No.
1	Total Graduates of the year 2023	4
2	The Caste wise Composition of Tracer Study	5
3	Employment Status of the Graduates	6
4	Relevance of the Program to professional requirements	9
5	Effectiveness of Extracurricular Activities	9
6	Effectiveness on Problem Solving Skill	9
7	Effectiveness on Work Placement / Attachment	10
8	Effectiveness on Teaching Learning Environment	10
9	Effectiveness on Quality of Education delivered	11
10	Teacher Student Relationship status	11
11	Strengths & Weakness of Library services	11
12	Strengths & Weakness of Lab Services	12
13.	Availability of Sports Facilities	12
14.	Effectiveness of Canteen/ Urinals	13
15	Suggestions / Recommendations for the betterment of Institution	13




LIST OF FIGURES

Table No.	Topic	Page No.
Figure 1 :	Faculty and Gender-wise composition of graduates	4
Figure 2:	Caste wise composition of the graduates	5
Figure 3:	Employment Status of the graduates	6
Figure 4	Employment status of graduates of Management	7
Figure 5	Employment Status of Graduates of Education	7



ABBREVIATIONS

MDC	Mahakavi Devkota Campus
UGC	University Grants Commission
T.U.	Tribhuvan University
E	Employed
U	Unemployed
S	Studying
No.	Number
BBS	Bachelor of Business Studies
B.Ed	Bachelor of Education
BA	Bachelor of Arts
EDJ	Educationally Disadvantage Janajaties
ED	Educationally Disadvantage
D	Dalit
%	Percentage
B.S.	Bikram Sambat
A.D.	Anno Domini
TSR	Tracer Study Report



Appendix

- Annex: 1 Tracer Study Profile of Mahakavi Devkota Campus (Management [BBS])
- Annex: 1 Tracer Study Profile of Mahakavi Devkota Campus (Management [BBA])
- Annex: 2 Tracer Study Profile of Mahakavi Devkota Campus (Education [B.Ed.])



CHAPTER: ONE

INTRODUCTION

1.1. Background of the Study


Mahakavi Devkota Campus (MDC) is a not-for-profit institution established in 2060 B.S. (2003 A.D.). The institution is located in Nawalparasi district at Sunwal Municipality. MDC is an innovative and emerging leader in higher education in this area. At present, the institution has been providing higher education to the students of Lumbini Province. The college has been offering its services in the stream of Management, Education and Humanities & Social Science at Bachelor and Master Levels. The catchment area of the campus is Sunwal Municipality, Ramgram Municipality, Sarawal Rural Municipality, Nawalparasi, Devdaha Municipality, Rupandehi and other nearest areas.

MDC has been conducting tracer study of its graduates since 2015 following the suggestions and inspiration of UGC. This present study is the continuation of its regular tracer study program. The aim of this study is to help the institution find out the whereabouts of its graduates, and identify the effectiveness of the program offered to them as well as gather feedbacks for further improvements.

The study has focused on the quality of higher education service provided to the students and its role in job-seeking, the length of time graduates took before getting employed, and the relevancy of the programs offered by the campus at their work areas, the conditions under which the graduates have been employed. Additionally, the study is expected to help identify the programs that are still relevant to current market demands and provide feedback for future improvements.

1.2. Objectives of the Study

The overall objectives of the study are to obtain a better understanding of the employment status of the graduates as well as to identify the issues related to employment experiences, expectations and aspiration of graduates. One of its aims is also to find out the issues related to the quality and the relevance of higher education. The study has also aimed at using the study report for the formulation and amendments of its strategic plan as per the needs and expectation of market and the graduates. Thus, the study has explored the following:



- Investigate employment status of the graduates of 2023
- Find out the kinds of programs the graduates are pursuing afterwards.
- Relate the experience and views of graduates as they evaluate MDC teaching and learning materials, institutional facilities and curriculum, in order to plan for future improvement.

1.3. Institutional Arrangements to conduct Study

MDC has been selected for the Higher Education Reform Project by UGC on nationwide competition on second phase. Since its selection, it has been conducting various assigned tasks to it; preparation of Graduates Tracer Study Report is one of them. MDC has been conducting tracer study of its graduates since 2015 A.D. The current Tracer Study Report is of 2023


1.4. Graduate Batch Taken for the Study

The total number of graduates in 2023 in this institution is 87 from different faculty i.e. Management, Education & Humanities & Social Science. This batch has been studied in this tracer study.

1.5. Data collection - Instruments and Approach

The study has focused on the quality of higher education service provided to the students and its role in job-seeking, and the relatedness of the programs offered by the campus and their work areas, and the condition under which the graduates have been employed. In addition, the study is expected to help identify the programs that are still relevant to current market demands. The findings of the study are to analyze the strengths and weaknesses of the college programs, and the relationships between education / training and labor market needs. Hence, the methodology for this study is driven by the above issues and it is supposed to promote better understanding of the graduates' employability.

In order to get the needed information, both quantitative and qualitative methods were employed. Data were collected through questionnaire and interview. The Tracer Study subcommittee collected the graduate list of 2023 from the Faculty of Management, and Education. The notice for tracer study was shared using the social media/ Facebook. Those who could not come in contact were contacted through telephone and email. All the selected information was compiled, analyzed and evaluated and the final report was prepared.



1.6. Scope and Limitations of the Study

The total number of the graduates in 2023 from different streams of Mahakavi Devkota Campus was 87. The graduates from Faculty of Education were 29. The graduates from Faculty of Management (both BBA and BBS) were 58. However, there was no graduate from Faculty of Humanities and Social Sciences. Although the total number of graduates of 2023 was 87, the tracer study subcommittee could only contact 51 graduates. This study has following limitations.

- This tracer study has been conducted to the graduates of 2023 of MDC only.
- The graduates who couldn't be reached out have been left out in this study.
- Face-to-face interview, social media, and telephone contact/conversation were as the key tools of data collection.

DATA PRESENTATION AND ANALYSIS

2.1. The Profile of the Graduates

The total number of the graduates in 2023 from different streams of Mahakavi Devkota Campus was 87, among which 51 graduates were traced. Among those 51 traced graduates, 17 were from Faculty of Education out of which 14 were the female graduates and 3 were male graduates. 12 graduate belonged to educationally disadvantaged groups and 1 of them was dalits. Out of 26 graduates from Faculty of Management [BBS], 14 were female graduates and 12 were male graduates. 10 graduate belonged to educationally disadvantaged groups, and 3 of them were dalit. Likewise, out of the 4 graduates from Faculty of Management [BBA], 3 were female and 1 was male. 1 out of those 4 students from BBA is dalit. The table below shows the detailed information of the graduates of the year 2023.

Table 1

Total Graduates of the year 2023

S.N.	Program	Total Graduates	Female Graduates	ED Graduates		Other
				EDJ	Dalits	
1.	BBS	26	14	10	3	13
2	BBA	4	3	1	0	3
3.	B.Ed.	21	18	13	1	7
Total		51	35	24	4	23

Source: MDC Administration 2023

The information in the table has also been shown in the bar diagram below:

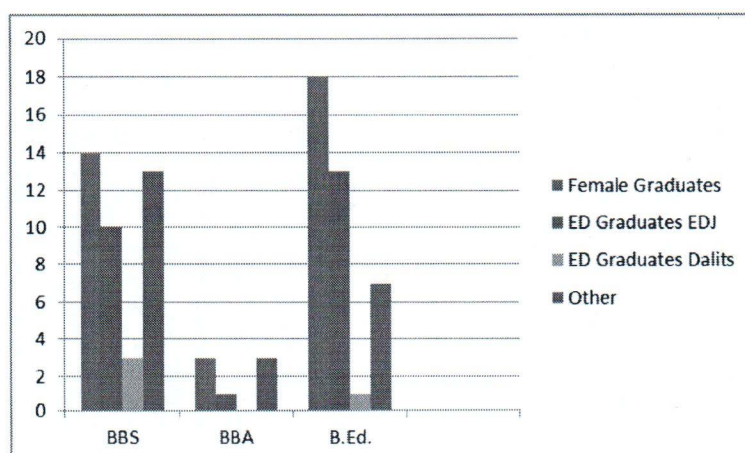


Figure 1: Composition of graduates



2.2. Caste-wise Composition of the Graduates

Although the total number of graduates was 87, the institution could reach out 51 which make 54 % of the total population. Out of 51 graduates, 20 were Brahmin/Chhetri which makes 42.5 %. Similarly, the percentage of janajati and the dalit graduates makes 48.9 % and 8.5 % of the total graduates respectively. The table given below shows the caste-wise composition of those 51 graduates of the year 2023

Table 2

The Caste-wise composition of Tracer Study

S.N.	Program	Caste		
		Brahmin / Chhetri	Janajati	Dalit
1.	BBS	13	10	3
2.	B.Ed.	7	13	1
3.	BBA	3	1	-
Total		23	24	4

Source: Tracer Study Survey 2023

The data in the given table has also been shown in the diagram below.

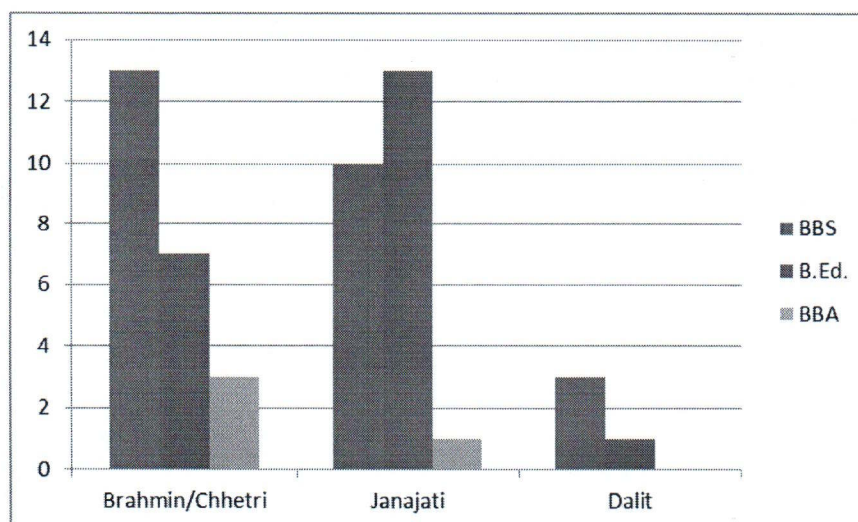


Figure 2: Caste wise composition of the graduates

2.3. Employment Status of the Graduates

Amongst the traced samples of 45, 19 graduates were male and 26 graduates were female. The percentage of male respondents was 42.22 % and female were 57.77 %. Only 5 respondents were found employed whereas 40 were found to be unemployed, and 3 of them were found to be pursuing higher studies.




Table 3
Employment Status of the graduates

Faculty	Total no of Graduates approached	Male	Female	EDJ	Dalit	Employed	Unemployed	Studying
B.Ed.	21	3	18	8	1	8	14	-
BBA	4	1	3	1	-	3	1	1
B.B.S.	26	5	21	5	2	10	17	-
Total	51	9	42	6	2	21	33	1

Source: Tracer Study Survey, 2023

The information in the table has also been shown in the diagram below.

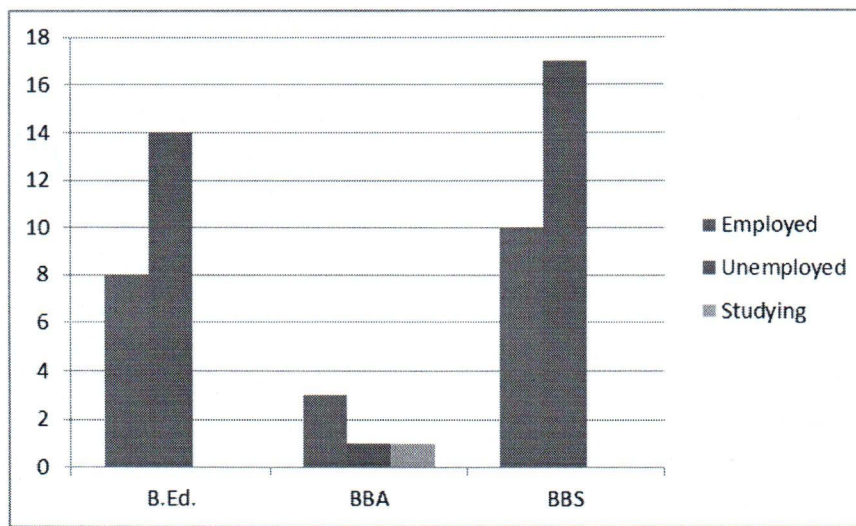


Figure 3: Employment Status of the graduates

2.4. Faculty wise Analysis of Employment Status

2.4.1. Faculty of Management [BBS]

Amongst the 54 graduates of Faculty of management only 26 of them could be approached. Out of 26 reached out 12 of them were male. The female graduates were 14. The number of EDJs and dalits were 10 and 3 respectively. Only 38.46 % of them were employed and 61.5 % were unemployed. None of them are found to be pursuing higher studies. The figure below shows the details related to the graduates of Faculty of Management.




Figure 4: Employment status of graduates of Management

2.4.2. Faculty of Management [BBA]

All 4 students of BBA were approached. Two of the students were found to be pursuing higher studies. 2 of them are found to be engaging in jobs.

2.4.3. Faculty of Education

Amongst the 29 graduates of Faculty of Education only 21 of them could be approached. Out of 21 reached out 3 of them were male. The female graduates were 18. The number of EDJs were 12 and one of the them was dalit. Only 38 % of them were employed and 62 % were unemployed.




Figure 5: Employment Status of Graduates of Education

2.4.4. Faculty of Humanities and Social Sciences

Only two of the students were studying in BA. However, not of them completed their studies.




Table 5

Effectiveness of Extracurricular activities

S.N.	Program	Relevance of the program for professional requirements					
		Weakest	Weaker	Weak	Good	Better	Excellent
1	BBS	-	-	-	7	13	6
2	B. Ed.	-	-	-	4	11	6
3	BBA	-	-	-	-	-	4
Total		-	-	-	11	24	16

Source: Tracer Study Survey 2023

c. Effectiveness on Problem Solving Skill

The study also attempted to find out the views of graduates regarding their study experiences at MDC and its support to their employment as well as their expectation and aspirations. 54.9 % of the respondent replied that it was better whereas 13.7 % told that it was just good enough. Other 29.4 % of the graduates replied that it was excellent. Only one of the students considered it to be weak. The information presented above can also be presented in tabular form as below:

Table 6

Effectiveness on Problem Solving Skill

S.N.	Program	Problem Solving					
		Weakest	Weaker	Weak	Good	Better	Excellent
1	BBS	-	-	-	5	14	7
2	B. Ed.	-	-	1	2	14	4
3	BBA	-	-	-	-	-	4
Total		0	0	1	7	28	15

Source: Tracer Study Survey 2023

d. Effectiveness on Work Placement / Attachment

The graduates were also asked about the strengths and weaknesses of the institution in terms its effectiveness on their work placement/attachment after the completion of the program. While only one student responded it as weak, all other responded positively.



Table 7

Effectiveness on Work Placement/Attachment

S.N.	Program	Work Placement / Attachment					
		Weakest	Weaker	Weak	Good	Better	Excellent
1	BBS	-	-	1	5	11	9
2	B. Ed.	-	-	-	4	7	10
3	BBA	-	-	-	-	-	4
Total		-	-	1	9	18	23

Source: Tracer Study Survey 2023

e. Effectiveness on Teaching/Learning Environment

The study also attempted to find out the views of graduates regarding their study experiences at MDC and its strength and weaknesses in terms of teaching /learning environment offered by the institution. 43.13 % of the respondent replied that it was better whereas 45 % told that it was just excellent. Only a 11.76 % respondent replied that it was good enough. None of the students responded it negatively. The information detailed above can also be presented in the tabular form as below:

Table 8


Effectiveness on Teaching/Learning Environment

S.N.	Program	Teaching / Learning Environment					
		Weakest	Weaker	Weak	Good	Better	Excellent
1	BBS	-	-	-	4	13	9
2	B. Ed.	-	-	-	2	9	10
3	BBA	-	-	-	-	-	4
Total		0	0	0	6	22	23

Source: Tracer Study Survey 2023

f. Effectiveness on Quality of Education Delivered

The graduates were also asked about the strengths and weakness of the quality of education offered to them under various streams 21.56 % of the respondents replied that the quality of the education offered to them were good enough whereas 47 % of the students replied that the quality of the education delivered was better. 31.37 % of the respondents replied that it was excellent. The information detailed above can also be presented in the tabular form as below:



i. Lab Services

The graduates were also asked about the strengths and weakness of the institution in terms of its lab services. 17.6 % of the respondent replied that it was good whereas 37.2% told that it was better. 41.2 % told that it was excellent. Only 2 of the student experience weak lab service. The information detailed above can also be presented in the tabular form as below:

Table 12

Strengths and Weakness of Lab Services

S.N.	Program	Lab Services					
		Weakest	Weaker	Weak	Good	Better	Excellent
1	BBS	-	-	1	5	10	10
2	B. Ed.	-	-	1	4	9	7
3	BA	-	-	-	-	-	4
Total		0	0	2	9	19	21

Source: Tracer Study Survey 2023

j. Sports Facilities


The graduates were also asked about the availability of sports facility in the institution. Out of total respondents, 23.5 % were highly satisfied, 37.2 % were satisfied, 33.3 % were moderately satisfied with the sport facilities available at the campus. Only 5.8 % of the students re found to be dissatisfied with sports facilities. The information detailed above can also be presented in the tabular form as below:

Table 13

Availability of Sports Facilities

Particulars	Frequency	Percent
Very weak	-	-
Moderately weak	-	-
Weak	3	5.8
Neutral	17	33.3
Relevant	19	37.2
Excellent	12	23.5
Total	51	100

Source: Tracer Study Survey 2023



k. Canteen / Urinal Service

The graduates were also asked about the effectiveness of canteen/ urinals of the institution. Out of total respondents, 21.5 % were highly satisfied, 45 % were satisfied, 23.5 % were moderately satisfied and 9.7 % were dissatisfied with the canteen/ urinal facility of the institution. These data showed that more than 90 % respondents are satisfied with canteen/ urinal facility

Table 14

Effectiveness of Canteen/urinals

Particulars	Frequency	Percent
Very weak	-	
Moderately weak	1	1.9
Weak	4	7.8
Neutral	12	23.5
Relevant	23	45
Excellent	11	21.5
Total	51	100

Source: Tracer Study Survey 2023

Suggestions/Recommendations for the Betterment of Institution

Table 15

Suggestions/Recommendations for the Betterment of Institution

Suggestions / Recommendations	No. of Responses	Percent
1. Add IT based Programs and other new professional courses	5	9.8
2. Focus on skill-based curriculum	7	13.7
3. Add non-credit courses	6	11.7
4. Transportation facility should be increased	4	7.8
5. Sport materials should be added	4	7.8
6. Reference books should be added in the library	8	15.6



7. Internship facility should be made available	7	13.7
8. Field visits should be increased for annual programs	10	19.6
Total	51	100

Source: Tracer Study Survey 2023

The respondents' other suggestion includes:

- Interfaculty interaction program should be conducted.
- Concept about earn and learn should be incorporated in teaching.



CHAPTER: THREE

MAJOR FINDINGS

The institution (MDC) has taken the graduates of 2023 for the Tracer Study as a continuation of its practice of tracing students that it has been conducting since 2015. The graduates from the Faculty of Management, Education and Humanities & Social Science were the students for the tracer study.

The total number of the graduates in 2023 from different streams of Mahakavi Devkota Campus was 87. The number of graduates traced was 51. Among the traced graduates, 21 were from Faculty of Education, out of which 18 were female graduates and 3 were male graduates. Out of 21, 7 graduate belonged to educationally disadvantaged group. The graduates from Faculty of Management [BBS] were 26 out of which 21 were the female graduates and 5 were male graduates. Out of 26, 5 graduates belonged to educationally disadvantaged groups, and 2 were dalits. The graduates from Faculty of Management [BBA] were 4 among whom 3 were female and one was male. Out of them, 1 graduate belonged to educationally disadvantaged groups.

The overall objectives of the study were to find out the employment status of graduates, their current position and the study of relevancy of the programs in connection with market requirements. It also aimed at finding out the views of graduates on institutional facilities, curriculum, and future improvements. The study has pointed out followings findings:

- The total numbers of respondents were 51. The male were 9 and female were 42.
- The EDJ graduates were 14 and the dalits were only 3.
- Among the 51 graduates reached out, 41.2 % of graduates are employed in the market while the unemployed percentage is 58.8 %.
- Most of the graduates of MDC had the permanent resident in Nawalparasi District.
- The students from the Faculty of Management were found to have more employability than the Faculties of Education.
- All the graduates responded that the program offered to them was relevant to meet their professional requirements.
- 72.5 % of the students responded that the relevancy of the program was better, whereas 13.7 % of them considered it as excellent.



- 29.4 % of the respondents considered the institution as an excellent at problem solving, while the other 13.7 % and 54.9 % considered it as good and better for the purpose respectively.
- All the respondents said that the institution offered better teaching learning environment.
- 21.5 % of the respondents replied that the quality of education delivered was good, and 31 % responded it as excellent.
- All the students are found to be satisfied with the student-teacher relationship
- Only 2 students (3.92) of the students were found pursuing higher studies.
- 66.5 % of the graduates replied that the status of canteen /urinals is good enough, while only 9.7 % of the students considered it to be weak
- 94.1 % of the graduates responded that the sports facility at the campus was good.



CHAPTER: FOUR

IMPLICATIONS TO INSTITUTIONAL REFORMS

After thoroughly tracing the graduates and analyzing their perceptions and feedback regarding their campus experiences, the tracer study team has identified several areas for institutional reform. The findings highlight the need for improvements in the teaching-learning environment, quality of instruction, teacher-student relationships, extracurricular activities, and library/laboratory facilities. To address these, the institution must implement the following improvement plans and conduct regular action research on these aspects.

a. Institutional Activities

The institution should carry out the following actions

- Organize discussions at various levels to review the Tracer Study Report and its findings.
- Develop a system for continuous assessment of academic programs and regularly collect feedback.
- Introduce professional and market-oriented programs to align with current job market demands.

b. Enhancing the Teaching-Learning Environment

To improve the teaching-learning environment, the institution should

- Continue nurturing strong teacher-student relationships to support effective learning.
- Consistently use diverse teaching materials, including multimedia resources, to enhance instruction.

c. Promoting Extracurricular Activities

The institution should

- Continue encouraging extracurricular activities to support the all-round development of students.

d. Improving Infrastructure

To improve campus facilities, the institution should

- Enhance the quality of canteen services.
- Expand the library by adding more reference books to support academic needs.



CHAPTER: FIVE

CONCLUSION AND RECOMMENDATION

5.1 Conclusion

Based on the aforementioned findings, various conclusions can be derived concerning the pertinence of college programs, the efficacy of the teaching-learning milieu, delivery quality, teacher-student dynamics, extracurricular engagements, and the adequacy of library/lab amenities.

The findings show that although most of the students are satisfied with the academic programs and courses offered by the campus, the question regarding relevancy of the programs still persist. It is because only 5 graduates out of 45 are employed while all the rest are unemployed. Most of those who are employed are engaged in teaching. Moreover, the graduates expect additional professional, technical as well as non-credit courses. These market oriented programs are expected to promote employability. Likewise, they expect the campus to help them find the jobs. Besides, the graduates from the Education and Humanities & Social Science are found to have more chances of getting employed than the graduates from faculty of management.

The findings also show that the number of EDJs and Dalits, regarding their enrolment as well as employability, is very low. Likewise, the number of graduates pursuing higher studies is very low. Even the graduates who are unemployed have not pursued higher studies.

The graduates had expressed dissatisfaction concerning the poor canteen service. However, they are satisfied with the lab service available at the campus. They are also satisfied with the quality of restrooms / urinals available at the campus.

The graduates have shown their interest to provide the college with volunteer service in teaching, library and lab. They are also interested in providing the college with text books, teaching materials and sports materials.



5.2 Recommendations

The Tracer Study Team conducted the Tracer study of graduates of 2023. The study was conducted within a short period of time. The study was focused on students' personal details, graduates' employability, the effectiveness of college programs, courses, library and lab services, further study situation and feedbacks. Based on the conclusions of the Tracer Study report, following recommendations are suggested:

- The strategic plan of MDC should incorporate the suggestions made on TSR.
- Additional professional and technical courses should be offered to the students.
- The extracurricular activities should be further promoted with encouraging more students to participate.
- Students centered teaching method should be continued.
- Student-teacher relationship should be further improved.
- Further infrastructural development should be done with necessary improvements of library, canteen and restrooms.