

# **Tracer Study Report**

(Graduates of 2022)

## **Submitted to:**

University Grants Commission

Sanothimi, Bhaktapur

## **Submitted by:**

Mahakavi Devkota Campus

Sunwal, Nawalparasi

May 2, 2022

## **ACKNOWLEDGEMENT**

*Mahakavi Devkota Campus could not have undertaken this tracer study without the continuing support of University Grants Commission Nepal. We, therefore, would like to express our sincerest gratitude to UGC, Nepal. We would also like to express our gratitude to graduates of 2022 of MDC who provided us all the required information for the completion of this report. Our thanks also goes to MDC administration, faculty members and HERP-Task sub-committee for their kind cooperation and valuable suggestions.*

## **EXECUTIVE SUMMARY**

This report has been prepared as the Tracer Study Report of the graduates students from Mahakavi Devkota Campus, Sunwal, Nawalparasi of 2022 from the Faculty of Management, Education and Humanities & Social Science. The report has been divided into five chapters. The first chapter is introductory. The Second one presents and analyses the data. The third chapter provides the major findings of the report. The fourth chapter provides major implication to institutional reforms, and fifth chapter draws the conclusion and suggests some recommendations. The aim of writing this report was to find out the issues related to the quality and relevance of higher education. The study was also aimed to use the report for the formulation and amendments of its strategic plan as per the needs and expectation of market and the society. In order to get the needed information, both quantitative and qualitative methods were employed for data collection. The notice for tracer study was shared using the social media/facebook. Questionnaire was prepared, and graduates were suggested to respond the questions. Those who weren't in contact were contacted through telephone. Required information was collected, and individual forms were filled through face-to-face interview & telephone conversation. All the selected information was compiled, analyzed and evaluated and the final report was prepared.

Among 54 graduates, 40 have responded. Among them, 30 were from Management faculty, 8 were from Education faculty and 2 students were from Humanities and Social Science. 10 % out of those 40 graduates are currently employed in the market. 5 % of graduates are pursuing higher studies. Concerning the relevance of the academic program offered by the college, 80 % of the graduates considered it as relevant to them to meet their professional requirement. Most of the graduates considered that the status of canteen/urinals is weak at Mahakavi Devkota Campus.

# TABLE OF CONTENTS

<i>ACKNOWLEDGEMENT</i> .....	<i>i</i>
<i>EXECUTIVE SUMMARY</i> .....	<i>ii</i>
<i>TABLE OF CONTENTS</i> .....	<i>iii</i>
<i>LIST OF TABLES</i> .....	<i>iv</i>
<i>LIST OF FIGURES</i> .....	<i>v</i>
<i>ABBREVIATIONS</i> .....	<i>vi</i>
CHAPTER: ONE.....	1
INTRODUCTION .....	1
1.1. Background of the Study .....	1
1.2. Objectives of the Study .....	1
1.3. Institutional Arrangements to conduct Study .....	2
1.4. Graduate Batch Taken for the Study .....	2
1.5. Data collection - Instruments and Approach .....	2
1.6. Scope and Limitations of the Study.....	3
CHAPTER: TWO.....	4
DATA PRESENTATION AND ANALYSIS .....	4
2.1. The Profile of the Graduates.....	4
2.2. Caste-wise Composition of the Graduates.....	5
2.3. Employment Status of the Graduates .....	6
2.4. Faculty wise Analysis of Employment Status .....	7
2.4.1. Faculty of Management.....	7
2.4.2. Faculty of Education .....	8
2.4.3. Faculty of Humanities and Social Sciences .....	8
2.5. Strengths and Weaknesses of the Institutional Programs .....	8
CHAPTER: THREE .....	14
MAJOR FINDINGS .....	14
CHAPTER: FOUR .....	16
IMPLICATIONS TO INSTITUTIONAL REFORMS .....	16
CHAPTER: FIVE.....	17
CONCLUSION AND RECOMMENDATION.....	17
5.1 Conclusion.....	17
5.2 Recommendations .....	18

## LIST OF TABLES

Table No.	Topic	Page No.
1	Total Graduates of the year 2020	4
2	The Caste wise Composition of Tracer Study	5
3	Employment Status of the Graduates	6
4	Relevance of the Program to professional requirements	8
5	Effectiveness of Extracurricular Activities	9
6	Effectiveness on Problem Solving Skill	9
7	Effectiveness on Work Placement / Attachment	10
8	Effectiveness on Teaching Learning Environment	10
9	Effectiveness on Quality of Education delivered	10
10	Teacher Student Relationship status	11
11	Strengths & Weakness of Library services	11
12	Strengths & Weakness of Lab Services	11
13.	Availability of Sports Facilities	12
14.	Effectiveness of Canteen/ Urinals	13
15	Suggestions / Recommendations for the betterment of Institution	13

## LIST OF FIGURES

<b>Table No.</b>	<b>Topic</b>	<b>Page No.</b>
Figure 1 :	Faculty and Gender-wise composition of graduates	5
Figure 2:	Caste wise composition of the graduates	6
Figure 3:	Employment Status of the graduates	7
Figure 4	Employment status of graduates of BBS	7
Figure 5	Employment Status of Graduates of Education	8

## ABBREVIATIONS

MDC	Mahakavi Devkota Campus
UGC	University Grants Commission
T.U.	Tribhuvan University
E	Employed
U	Unemployed
S	Studying
No.	Number
BBS	Bachelor of Business Studies
B.Ed	Bachelor of Education
BA	Bachelor of Arts
EDJ	Educationally Disadvantage Janajaties
ED	Educationally Disadvantage
D	Dalit
HERP	Higher Education Reforms Project
%	Percentage
B.S.	Bikram Sambat
A.D.	Anno Domini

## **Appendix**

- Annex: 1 Tracer Study Profile of Mahakavi Devkota Campus (Management)
- Annex: 2 Tracer Study Profile of Mahakavi Devkota Campus (Education)
- Annex: 3 Tracer Study Profile of MDC (Humanities & Social Science)



# **CHAPTER: ONE**

## **INTRODUCTION**

### **1.1. Background of the Study**

Mahakavi Devkota Campus (MDC) is a not-for-profit institution established in 2060 B.S. (2003A.D.).The institution is located in Nawalparasi district at Sunwal Municipality. MDC is an innovative and emerging leader in higher education in this area. At present, the institution has been providing higher education to the students of Lumbini Province. The college has been offering its services in the stream of Management, Education and Humanities & Social Science at Bachelor and Master Levels. The catchment area of the campus is Sunwal Municipality, Ramgram Municipality, Sarawal Rural Municipality, Nawalparasi, Devdaha Municipality, Rupandehi and other nearest areas

MDC has been conducting tracer study of its graduates since 2015 following the suggestions and inspiration of UGC. This present study is the continuation of its regular tracer study program. The aim of this study is to help the institution find out the whereabouts of its graduates, and identify the effectiveness of the program offered to them as well as gather feedbacks for further improvements.

The study has focused on the quality of higher education service provided to the students and its role in job-seeking, the length of time graduates took before getting employed, and the relevancy of the programs offered by the campus at their work areas, the conditions under which the graduates have been employed. Additionally, the study is expected to help identify the programs that are still relevant to current market demands and provide feedback for future improvements.

### **1.2. Objectives of the Study**

The overall objectives of the study are to obtain a better understanding of the employment status of the graduates as well as to identify the issues related to employment experiences, expectations and aspiration of graduates. One of its aims is also to find out the issues related to the quality and the relevance of higher education. The study has also aimed at using the study report for the formulation and amendments of its strategic plan as per the needs and expectation of market and the graduates. Thus, the study has explored the following:

- Investigate employment status of the graduates of 2022.
- Find out the kinds of programs the graduates are pursuing afterwards.
- Relate the experience and views of graduates as they evaluate MDC teaching and learning materials, institutional facilities and curriculum, in order to plan for future improvement.

### **1.3. Institutional Arrangements to conduct Study**

MDC has been selected for the Higher Education Reform Project by UGC on nationwide competition on second phase. Since its selection, it has been conducting various assigned tasks to it; preparation of Graduates Tracer Study Report is one of them. MDC has been conducting tracer study of its graduates since 2015 A.D. The current Tracer Study Report is of 2022.

### **1.4. Graduate Batch Taken for the Study**

The total number of graduates in 2022 in this institution is 54 from different faculty i.e. Management, Education & Humanities & Social Science. This batch has been studied in this tracer study.

### **1.5. Data collection - Instruments and Approach**

The study has focused on the quality of higher education service provided to the students and its role in job-seeking, and the relatedness of the programs offered by the campus and their work areas, and the condition under which the graduates have been employed. In addition, the study is expected to help identify the programs that are still relevant to current market demands. The findings of the study are to analyze the strengths and weaknesses of the College programs, and the relationships between education / training and labor market needs. Hence, the methodology for this study is driven by the above issues and it is supposed to promote better understanding of the graduates' employability.

In order to get the needed information, both quantitative and qualitative methods were employed. Data were collected through questionnaire and interview. The Tracer Study subcommittee collected the graduate list of 2022 from the Faculty of Management, Education and Humanities & Social Science. The notice for tracer study was shared using the social media/ Facebook. Those who could not come in contact were contacted through telephone

and email. All the selected information was compiled, analyzed and evaluated and the final report was prepared.

### **1.6. Scope and Limitations of the Study**

The total number of the graduates in 2022 from different streams of Mahakavi Devkota Campus was 54. The graduates from Faculty of Education were 12. The graduates from Faculty of Management were 39. The graduates from Faculty of Humanities and Social Sciences were 3. Although the total number of graduates of 2022 was 54, the tracer study subcommittee could only contact 40 graduates. This study has following limitations.

- This tracer study has been conducted to the graduates of 2022 of MDC only.
- The graduates who couldn't be reached out have been left out in this study.
- Face-to-face interview, social media, and telephone contact/conversation were as the key tools of data collection.

## CHAPTER: TWO

### DATA PRESENTATION AND ANALYSIS

#### 2.1. The Profile of the Graduates

The total number of the graduates in 2022 from different streams of Mahakavi Devkota Campus was 54, among which 40 graduates were traced. Among those 40 traced graduates, 8 were from Faculty of Education out of which 6 were the female graduates and 2 were male graduates. 1 graduate belonged to educationally disadvantaged groups and none of them were dalits. Out of 30 graduates from Faculty of Management, 14 were female graduates and 16 were male graduates. 1 graduate belonged to educationally disadvantaged groups, and 5 of them was dalit. The graduates from Faculty of Humanities and Social Sciences were 2, both of them were female. Out of 2, 1 graduate belonged to educationally disadvantaged groups and none of them were dalit. The table below shows the detailed information of the graduates of the year 2022.

Table 1

*Total Graduates of the year 2022*

S.N.	Program	Total Graduates	Female Graduates	ED Graduates		Other
				EDJ	Dalits	
1.	BBS	30	14	1	5	4
2.	B.Ed.	8	6	1	0	1
3.	BA	2	2	1	0	-
	Total	40	22	3	5	5

*Source: MDC Administration 2022*

The information in the table has also been shown in the bar diagram below:

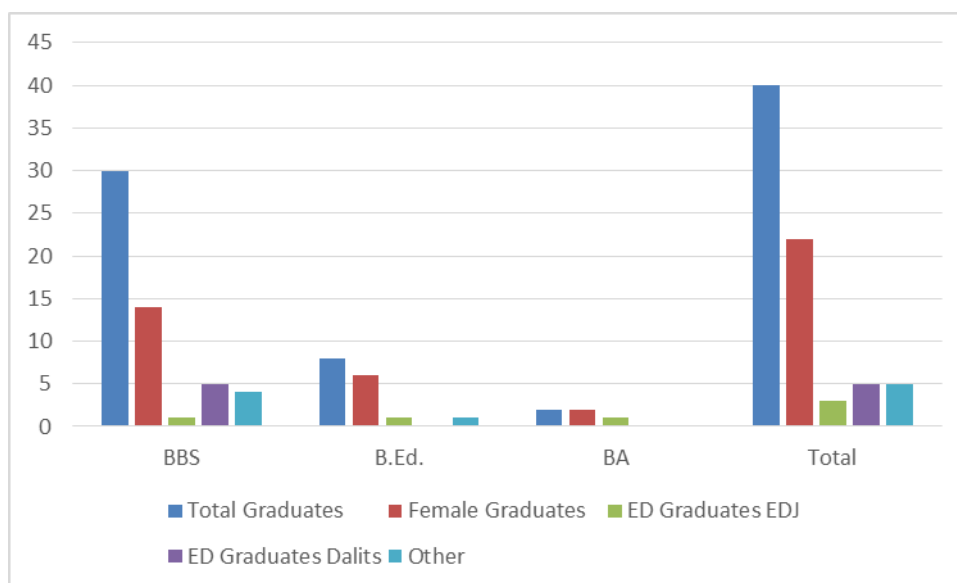


Figure 1: Faculty and Gender-wise composition of graduates

## 2.2. Caste-wise Composition of the Graduates

Although the total number of graduates was 54, the institution could reach out 40 which make 74.07 % of the total population. Out of 40 graduates, 27 were Brahmin/Chhetri which makes 67.5 %. Similarly, the percentage of janajati and the dalit graduates makes 7.5% and 12.5 % of the total graduates respectively. The table given below shows the caste-wise composition of those 40 graduates of the year 2022.

Table 2

*The Caste wise composition of Tracer Study*

S.N.	Program	Caste			
		Brahmin / Chhetri	Janajati	Dalit	Other
1.	BBS	20	1	5	4
2.	B.Ed.	6	1	-	1
3.	BA	1	1	-	-
	<b>Total</b>	<b>27</b>	<b>3</b>	<b>5</b>	<b>5</b>

Source: Tracer Study Survey 2022

The data in the given table has also been shown in the diagram below.

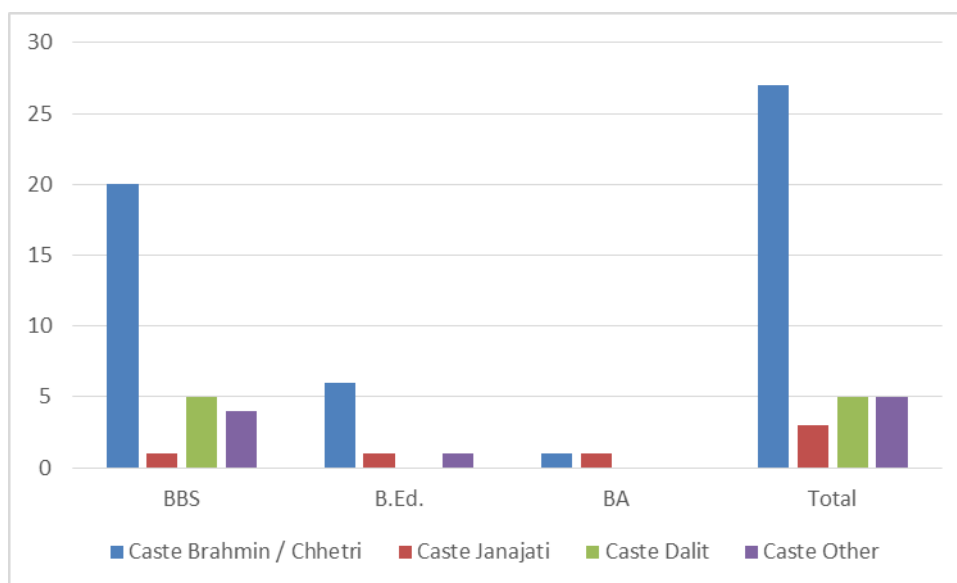


Figure 2: Caste wise composition of the graduates

### 2.3. Employment Status of the Graduates

Amongst the traced samples of 40, 18 graduates were male and 22 graduates were female. The percentage of male respondents was 45 % and female were 55 %. Only 4 respondents were found employed whereas 36 were found to be unemployed, and 2 of them were found to be pursuing higher studies.

Table 3

*Employment Status of the graduates*

Faculty	Total no of Graduates approached	Male	Femal e	EDJ	Dalit	Employment	Unemployment	Studying
<b>B.Ed</b>	8	2	6	1	-	1	7	-
<b>B.A.</b>	2	-	2	1	-	-	2	-
<b>B.B.S.</b>	30	16	14	1	5	3	27	2
<b>Total</b>	40	18	22	3	5	4	36	2

*Source: Tracer Study Survey, 2022*

The information in the table has also been shown in the diagram below.

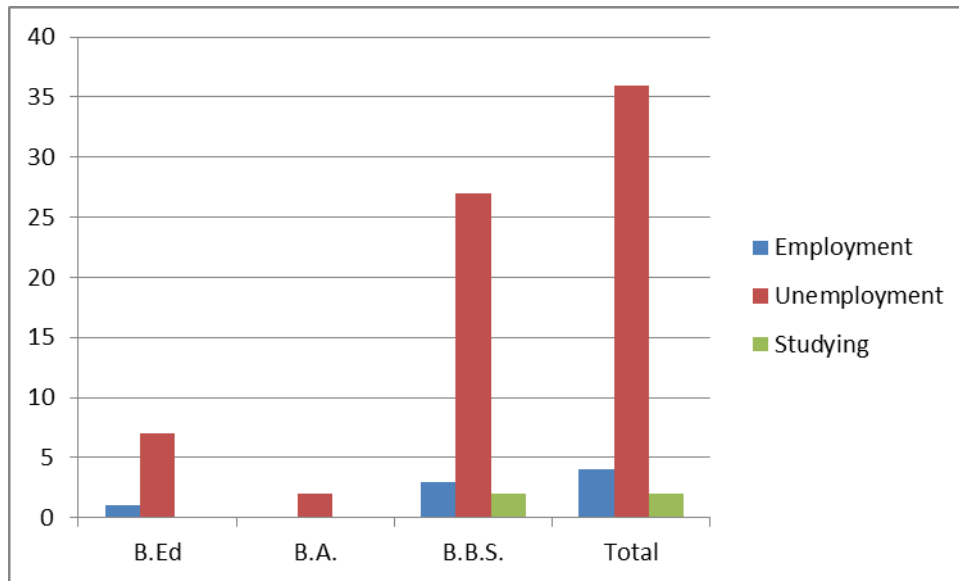


Figure 3: Employment Status of the graduates

## 2.4. Faculty wise Analysis of Employment Status

### 2.4.1. Faculty of Management

Amongst the 30 graduates of Faculty of management only 30 of them could be approached. Out of 30 reached out 16 of them were male . The female graduates were 14. The number of EDJs and dalits were 1 and 5 respectively. Only 10 % of them were employed and 90% were unemployed. 6.66% are found to be pursuing higher studies. The figure below shows the details related to the graduates of Faculty of Management.

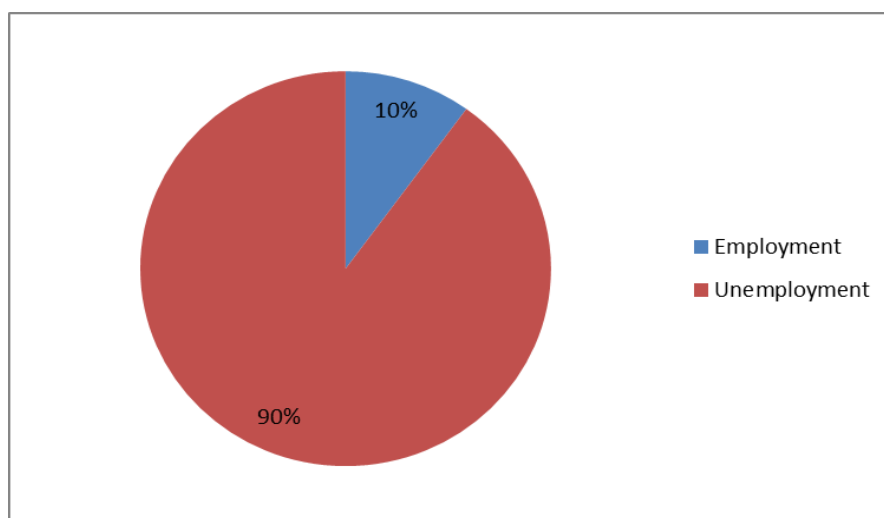


Figure 4: Employment status of graduates of BBS

### 2.4.2. Faculty of Education

Among the 8 graduates of Faculty of Education approached, 2 of them were male. The female graduates were 6. The number of EDJs were 1 and non of the above of dalit respectively. Only 12.5% of them were employed and 87.5 % were unemployed.

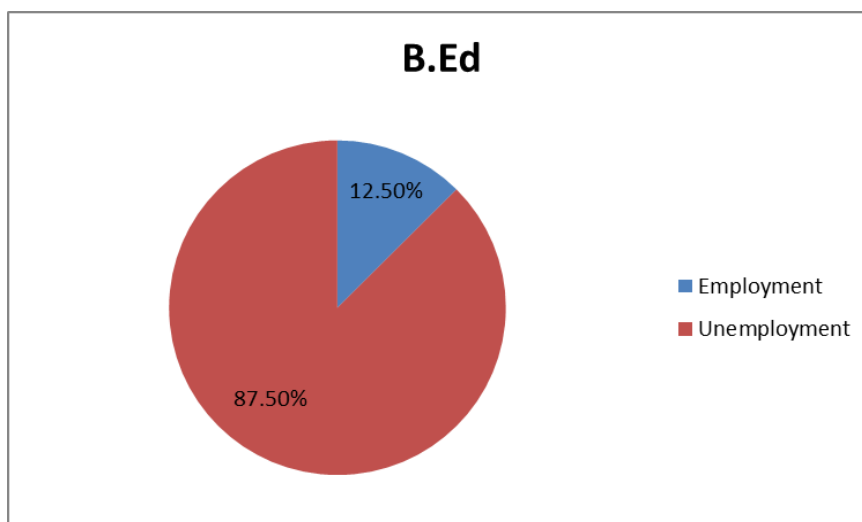


Figure 5: Employment Status of Graduates of Education

### 2.4.3. Faculty of Humanities and Social Sciences

Only one EDJ and two female graduate from Faculty of Humanities and Social Sciences was approached among 2 students. Both are unemployed, but has not pursued higher studies.

### 2.5. Strengths and Weaknesses of the Institutional Programs

The graduates were also asked about the strength and weakness of the program of professional requirements, problem solving ability, learning environment, quality education delivered, teacher students relationship, library /lab offered to them. The table given below provides the major strengths and weaknesses of the institutional program.

Table 4

#### *Relevance of the program to professional requirements*

S.N.	Program	Relevance of the program to your professional requirements					
		Weakest	Weaker	Weak	Good	Better	Excellent
1	BBS	1	-	5	4	17	3
2	B. Ed.	-	1	1	1	4	1
3	BA	-	-	-	-	1	1
<b>Total</b>		<b>1</b>	<b>1</b>	<b>6</b>	<b>5</b>	<b>22</b>	<b>5</b>

Source: Tracer Study Survey 2022



The graduates were also asked about the relevance of the program to meet their professional requirements. 55% of the students responded that the program was better to meet their professional requirements. Whereas 12.5% said that it was excellent. 15% told that it was weak. In the previous year, i.e. 2019, 50.00 % of the students has said that it was good, whereas 20.84 % of the students had said that it was better, and 14.58 % of them told that it was weak.

Table 5

*Effectiveness of Extracurricular activities*

S.N.	Program	Relevance of the program to your professional requirements					
		Weakest	Weaker	Weak	Good	Better	Excellent
1	BBS	-	-	-	7	5	18
2	B. Ed.	-	-	-	2	6	-
3	BA	-	-	-	-	-	2
<b>Total</b>		-	-	-	<b>9</b>	<b>11</b>	<b>20</b>

*Source: Tracer Study Survey 2022*

The graduates were also asked about the strengths and weakness of the number of extra – curricular activities conducted by the institution as the part of its educational program. 50.00% of the respondents replied that the numbers of extra – curricular activities conducted by the institution as the part of its educational program were excellent, while 27.5% of them considered it be better.

Table 6

*Effectiveness on Problem Solving Skill*

S.N.	Program	Problem Solving					
		Weakest	Weaker	Weak	Good	Better	Excellent
1	BBS	-	-	1	8	12	9
2	B. Ed.	-	-	1	5	-	2
3	BA	-	-	-	-	1	1
<b>Total</b>		<b>0</b>	<b>0</b>	<b>2</b>	<b>13</b>	<b>13</b>	<b>12</b>

*Source: Tracer Study Survey 2022*

The study also attempted to find out the views of graduates regarding their study experiences at MDC and its support to their employment as well as their expectation and aspirations. 32.5% of the respondent replied that it was better whereas 32.5% told that it was just good enough. 30% replied that it was excellent.

Table 7

*Effectiveness on Work Placement/Attachment*

S.N.	Program	Work Placement / Attachment					
		Weakest	Weaker	Weak	Good	Better	Excellent
1	BBS	1	2	5	12	6	4
2	B. Ed.	-	1	3	2	1	1
3	BA	-	-	-	1	-	1
<b>Total</b>		<b>1</b>	<b>3</b>	<b>8</b>	<b>15</b>	<b>7</b>	<b>6</b>

Source: Tracer Study Survey 2022

The graduates were also asked about the strengths and weaknesses of the institution in terms its effectiveness on their work placement/attachment after the completion of the program. 37.5 % of the respondent replied that it was good whereas 20 % told that it was weak.

Table 8

*Effectiveness on Teaching/Learning Environment*

S.N.	Program	Teaching / Learning Environment					
		Weakest	Weaker	Weak	Good	Better	Excellent
1	BBS	-	-	-	5	19	6
2	B. Ed.	-	-	1	-	6	1
3	BA	-	-	-	1	-	1
<b>Total</b>		<b>0</b>	<b>0</b>	<b>1</b>	<b>6</b>	<b>25</b>	<b>8</b>

Source: Tracer Study Survey 2022

The study also attempted to find out the views of graduates regarding their study experiences at MDC and its strength and weaknesses in terms of teaching /learning environment offered by the institution. 62.5 % of the respondent replied that it was better whereas 20 % told that it was just excellent only a 15% respondent replied that it was good enough.

Table 9

*Effectiveness on Quality of Education Delivered*

S.N.	Program	Quality of Education Delivered					
		Weakest	Weaker	Weak	Good	Better	Excellent
1	BBS	-	1	6	14	5	4
2	B. Ed.	-	-	1	4	3	-
3	BA	-	-	-	1	-	1
<b>Total</b>		<b>0</b>	<b>1</b>	<b>7</b>	<b>19</b>	<b>8</b>	<b>5</b>

Source: Tracer Study Survey 2022

The graduates were also asked about the strengths and weakness of the quality of education offered to them under various streams 47.5 % of the respondents replied that the quality of the education offered to them were good enough whereas 20 % of the students replied that the

quality of the education delivered was better. 12.5 % of the respondents replied that it was excellent.

Table 10

*Teacher Student Relationship Status*

S.N.	Program	Teacher Student Relationship					
		Weakest	Weaker	Weak	Good	Better	Excellent
1	BBS	1	-	1	1	5	22
2	B. Ed.	-	-	-	1	-	7
3	BA	-	-	-	-	-	2
<b>Total</b>		<b>1</b>	<b>0</b>	<b>1</b>	<b>2</b>	<b>5</b>	<b>31</b>

*Source: Tracer Study Survey 2022*

The graduates were also asked about the teacher student relationship at MDC. 77.5 % of the respondents replied that the student teacher relationship was excellent and 12.5 % of the students replied that the student teacher relationship was better. 5% of the students replied that the student teacher relationship was good enough. Only 2.5 % students replied that the student teacher relationship was weak.

Table 11

*Strengths and Weakness of Library Services*

S.N.	Program	Library Services					
		Weakest	Weaker	Weak	Good	Better	Excellent
1	BBS	1	-	-	8	14	7
2	B. Ed.	-	-	1	3	2	2
3	BA	-	-	-	-	1	1
<b>Total</b>		<b>1</b>	<b>0</b>	<b>1</b>	<b>11</b>	<b>17</b>	<b>10</b>

*Source: Tracer Study Survey 2022*

The graduates were also asked about the strengths and weakness of the institution in terms its library services. 42.5 % of the respondent replied better ,27.5 % of the respondent replied that it was good whereas 25 % told that it was excellent. 2.5 % told that it was weak.

Table 12

*Strengths and Weakness of Lab Services*

S.N.	Program	Lab Services					
		V.Weaker	Weaker	Weak	Good	Better	Excellent
1	BBS	1	-	4	14	8	3
2	B. Ed.	-	-	2	1	4	1
3	BA	-	-	-	1	-	1
<b>Total</b>		<b>1</b>	<b>0</b>	<b>6</b>	<b>16</b>	<b>12</b>	<b>5</b>

*Source: Tracer Study Survey 2022*

The graduates were also asked about the strengths and weakness of the institution in terms its lab services. 40 % of the respondent replied that it was good whereas 30.% told that it was better and 15 % told that it was weak. 12.5% told that it was excellent

Table 13

*Availability of Sports Facilities*

<b>Particulars</b>	<b>Frequency</b>	<b>Percent</b>
Very weak	-	-
Moderately weak	-	-
Weak	-	-
Neutral	9	22.5
Relevant	11	27.5
Excellent	20	50
<b>Total</b>	<b>40</b>	<b>100.0</b>

*Source: Tracer Study Survey 2022*

The graduates were also asked about the availability of sports facility in the institution. Out of total respondents, 50% were highly satisfied, 27.5% were satisfied, 22.5% were moderately satisfied with the sport facilities available at the campus.

Table 14

*Effectiveness of Canteen/urinals*

<b>Particulars</b>	<b>Frequency</b>	<b>Percent</b>
Very weak	1	2.5
Moderately weak	0	0
Weak	5	12.5
Neutral	21	52.5
Relevant	5	12.5
Excellent	8	20
<b>Total</b>	<b>40</b>	<b>100.0</b>

*Source: Tracer Study Survey 2022*

The graduates were also asked about the effectiveness of canteen/ urinals of the institution. Out of total respondents, 20% were highly satisfied, 12.5% were satisfied, 52.5% were moderately satisfied and 12.5% were dissatisfied with the canteen/ urinal facility of the institution. These data showed that more than 50% respondents are satisfied with canteen/ urinal facility

Table 15

*Suggestions/Recommendations for the Betterment of Institution*

<b>Suggestions / Recommendations</b>	<b>No. of Responses</b>	<b>Percent</b>
1. Add IT based Programs and other new professional courses	5	12.5
2. Focus on skill-based curriculum	4	10
3. Add non-credit courses	3	7.5
4. Transportation facility should be increased	2	5
5. Sport materials should be added	5	12.5
6. Reference books should be added in the library	2	5
7. +2 classes should be started	3	7.5
8. Internship facility should be made available	3	7.5
9. Field visits should be increased for annual programs	3	7.5
7. Others	10	25
<b>Total</b>	<b>40</b>	<b>100</b>

*Source: Tracer Study Survey 2022*

The respondents' other suggestion includes:

- Campus should make a relationship / MOU with other employers or institutions
- Interfaculty interaction program should be conducted.
- Concept about earn and learn should be incorporated in teaching.
- Quality should be increased.

## **CHAPTER: THREE**

### **MAJOR FINDINGS**

The institution (MDC) has taken the graduates of 2022 for the Tracer Study as a continuation of its practice of tracing students that it has been conducting since 2015. The graduates from the Faculty of Management, Education and Humanities & Social Science were the students for the tracer study.

The total number of the graduates in 2022 from different streams of Mahakavi Devkota Campus was 54. The number of graduates traced was 40. Among the traced graduates, 8 were from Faculty of Education, out of which 6 were female graduates and 2 were male graduates. Out of 8, 1 graduate belonged to educationally disadvantaged group. The graduates from Faculty of Management were 30 out of which 14 were the female graduates and 16 were male graduates. Out of 30, 1 graduate belonged to educationally disadvantaged groups, and 5 were dalits. The graduates from Faculty of Humanities and Social Sciences were 2. Both of them were the female graduates. Out of 2, 1 graduate belonged to educationally disadvantaged groups.

The overall objectives of the study were to find out the employment status of graduates, their current position and the study of relevancy of the programs in connection with market requirements. It also aimed at finding out the views of graduates on institutional facilities, curriculum, and future improvements. The study has pointed out followings findings:

- The total numbers of respondents were 40. The male were 18 and female were 22.
- The EDJ graduates were 3 and the dalits were only 5.
- Among the 40 graduates reached out, 10 % of graduates are employed in the market while the unemployed percentage is 90%.
- Most of the graduates of MDC had the permanent resident in Nawalparasi District.
- The students from the Faculty of Management were found to have more employability than the Faculties of Education and Faculty of Humanities & Social Science.
- The tracer study shows that only 3 graduates (i.e. 10 %) of from the faculty of management were employed.
- 80 % students responded that the program offered to them was relevant to meet their professional requirements.
- 55 % of the students responded that the relevancy of the program was better, whereas 12.5 % of them considered it as excellent.

- 30 % of the respondents considered the institution as an excellent at problem solving, while the other 32.5 % each considered it as good and better for the purpose.
- 62.5 % of respondents said that the institution offered better teaching learning environment.
- 47.5 % of the respondents replied that the quality of education delivered was good.
- 95 % of the students are found to be satisfied with the student-teacher relationship, while only 5 % of them were dissatisfied.
- Only 5 % of the students were found pursuing higher studies.
- 52.5 % of the graduates replied that the status of canteen /urinals is good enough, while only 12.5 % of the students considered it to be weak
- 77.5 % of the graduates responded that the sports facility at the campus was good.

## **CHAPTER: FOUR**

### **IMPLICATIONS TO INSTITUTIONAL REFORMS**

After the thorough tracing of the graduates, and analyzing their perceptions as well as their feedback regarding their experiences in the campus, the tracer study team realizes the some reformative aspects of the institution. The institution needs to carryout following improvement plans about the teaching learning environment, quality of delivery, teacher student relationship, extracurricular activities, library/lab facilities etc. The institution has to carryout action research on above aspects on a regular basis. Besides, following activities are suggested for the institutional reforms:

a. Institutional activities

The institution has to conduct following activities:

- conduct various level discussions on the Tracer Study Report and its findings
- develop the system of continuous assessment of its programs and collect the feedbacks regularly
- offer professional, and market oriented programs

b. Improving teaching learning environment

Concerning improving teaching-learning environment, the institution needs to:

- continue maintaining the teacher-student relationship to enhance the teaching learning environment
- continue making use of different teaching materials including multimedia

c. Concerning extracurricular activities

- The institution needs to continue promoting extracurricular activities for the all-round development of students.

d. Improving infrastructures

- The institution needs to improve canteen service.
- Library needs to be extended with additional reference books.



## **CHAPTER: FIVE**

### **CONCLUSION AND RECOMMENDATION**

#### **5.1 Conclusion**

Based on the aforementioned findings, various conclusions can be derived concerning the pertinence of college programs, the efficacy of the teaching-learning milieu, delivery quality, teacher-student dynamics, extracurricular engagements, and the adequacy of library/lab amenities.

The findings show that although most of the students are satisfied with the academic programs and courses offered by the campus, the question regarding relevancy of the programs still persist. It is because only 4 graduates out of 40 are employed while all the rest are unemployed. Most of those who are employed are engaged in teaching. Moreover, the graduates expect additional professional, technical as well as non-credit courses. These market oriented programs are expected to promote employability. Likewise, they expect the campus to help them find the jobs. Besides, the graduates from the Education and Humanities & Social Science are found to have more chances of getting employed than the graduates from faculty of management.

The findings also show that the number of EDJs and Dalits, regarding their enrolment as well as employability, is very low. Likewise, the number of graduates pursuing higher studies is very low. Even the graduates who are unemployed have not pursued higher studies.

The graduates had expressed dissatisfaction concerning the poor canteen service. However, they are satisfied with the lab service available at the campus. They are also satisfied with the quality of restrooms / urinals available at the campus.

The graduates have shown their interest to provide the college with volunteer service in teaching, library and lab. They are also interested in providing the college with text books, teaching materials and sports materials.

## **5.2 Recommendations**

The Tracer Study Team conducted the Tracer study of graduates of 2022. The study was conducted within a short period of time. The study was focused on students' personal details, graduates' employability, the effectiveness of college programs, courses, library and lab services, further study situation and feedbacks. Based on the conclusions of the Tracer Study report, following recommendations are suggested:

- The strategic plan of MDC should incorporate the suggestions made on TSR.
- Additional professional and technical courses should be offered to the students.
- The extracurricular activities should be further promoted with encouraging more students to participate.
- Students centered teaching method should be continued.
- Student-teacher relationship should be further improved.
- Further infrastructural development should be done with necessary improvements of library, canteen and restrooms.